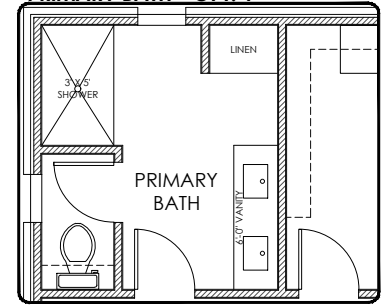
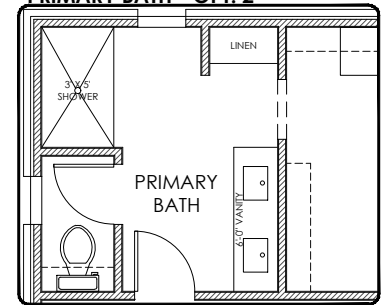


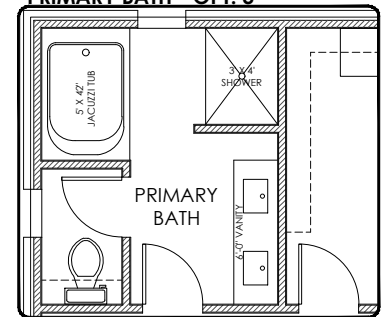
PRIMARY BATH - OPT. 1



PRIMARY BATH - OPT. 2



PRIMARY BATH - OPT. 3



2151_4BD2HBA60_3C
2,151 SF LIVING AREA
SCALE: 1/8"=1'-0" AT 8.5" X 11"